

PROVINCIAL AIRWAYS WEIGHT & BALANCE: C-GKYA			
Student Name:		Date:	
Categories	Weight (lbs)	Centre of Gravity	Moment
A/C Basic Empty Weight	1,486.70	38.90"	57,936.60
Pilot & Passengers (Front)			
Passengers (Rear)			
Baggage			
Zero Fuel Weight & Moment			
Fuel (6lbs/gallon) 40 gallons			
Grand Total:			
Is this aircraft within limits & within which category? If yes, Pilot Signature.			
When is the next Scheduled Maintenance by the Total Airframe Time:		When is the next Scheduled Maintenance by Calendar Time:	

PROVINCIAL AIRWAYS WEIGHT & BALANCE: C-GKYA			
Student Name:		Date:	
Categories	Weight (lbs)	Centre of Gravity	Moment
A/C Basic Empty Weight	1,486.70	38.90"	57,936.60
Pilot & Passengers (Front)			
Passengers (Rear)			
Baggage			
Zero Fuel Weight & Moment			
Fuel (6lbs/gallon) 40 gallons			
Grand Total:			
Is this aircraft within limits & within which category? If yes, Pilot Signature.			
When is the next Scheduled Maintenance by the Total Airframe Time:		When is the next Scheduled Maintenance by Calendar Time:	

Winds:	PASSENGER MANIFEST:
Which runway(s) will we use for today's Flight?	Name:
	Name:
Headwind Component:	Name:
Crosswind Component:	Name;
Runway Conditions: (NOTAM)	

Winds:	PASSENGER MANIFEST:
Which runway(s) will we use for today's Flight?	Name:
	Name:
Headwind Component:	Name:
Crosswind Component:	Name;
Runway Conditions: (NOTAM)	

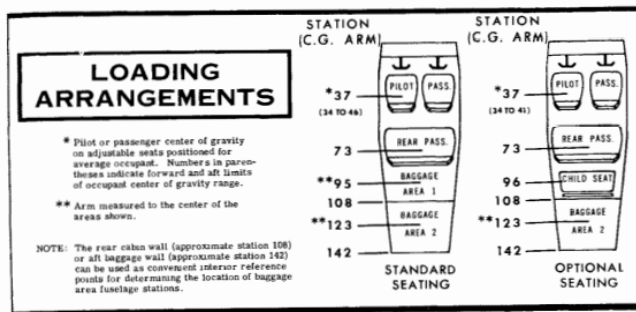


Figure 6-3. Loading Arrangements

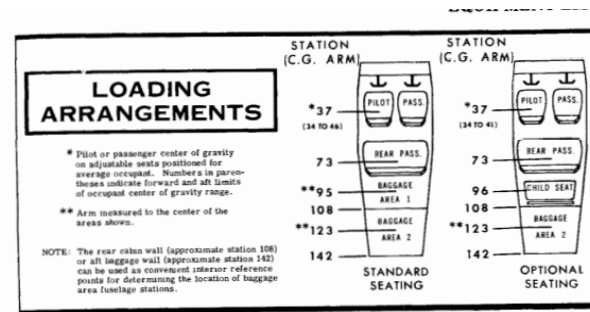
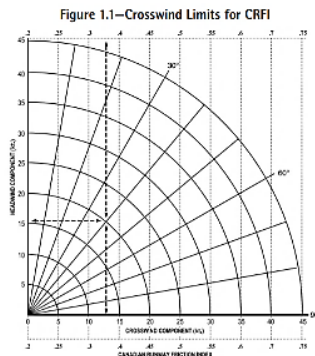
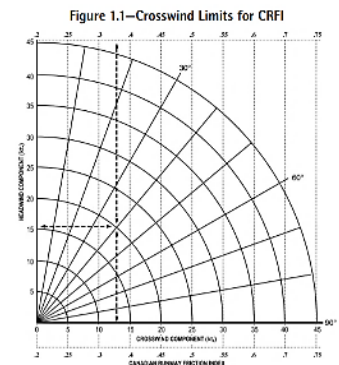
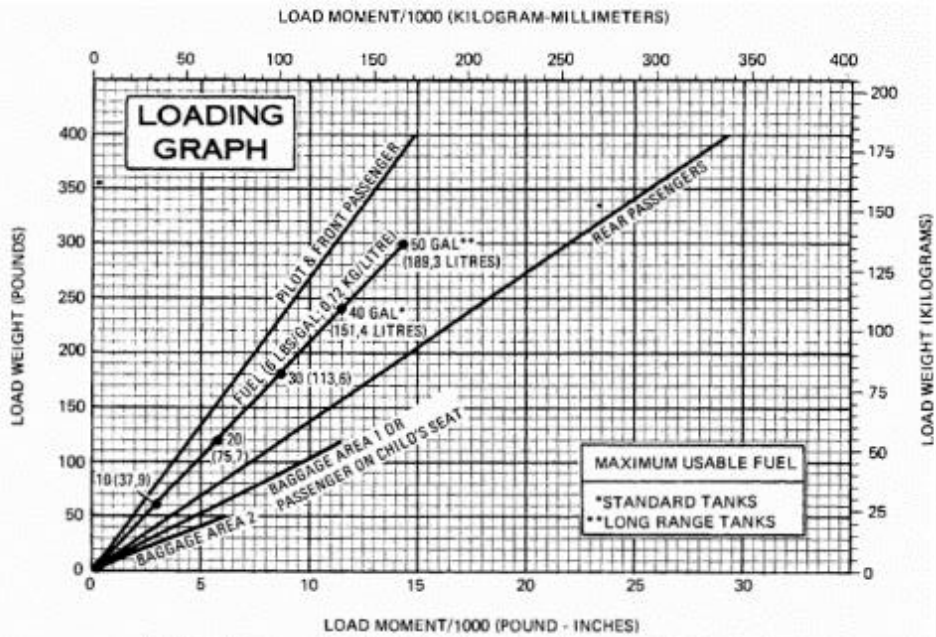


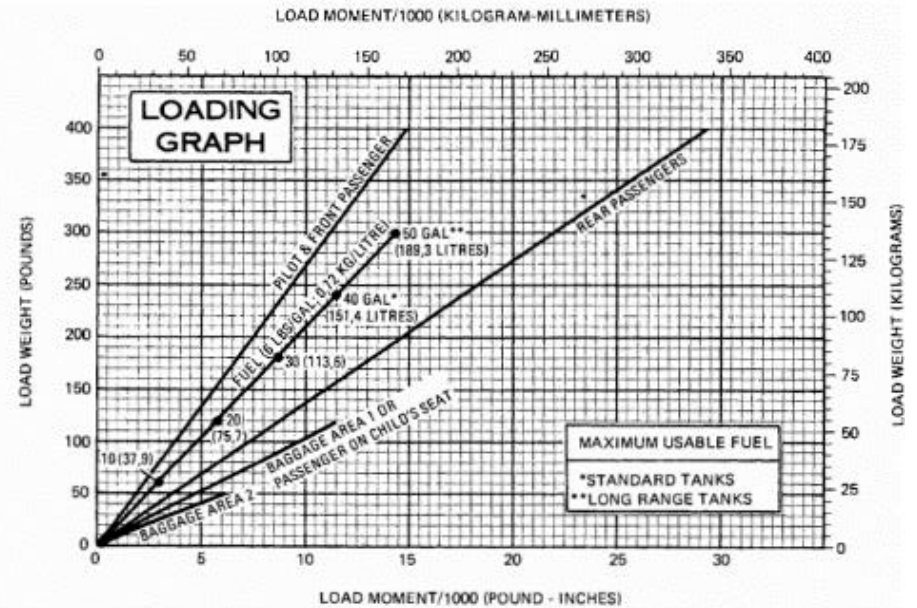
Figure 6-3. Loading Arrangements





NOTE: Line representing adjustable seats shows the pilot or passenger center of gravity on adjustable seats positioned for an average occupant. Refer to the Loading Arrangements diagram for forward and aft limits of occupant C.G. range.

Figure 6-6. Loading Graph



NOTE: Line representing adjustable seats shows the pilot or passenger center of gravity on adjustable seats positioned for an average occupant. Refer to the Loading Arrangements diagram for forward and aft limits of occupant C.G. range.

Figure 6-6. Loading Graph

